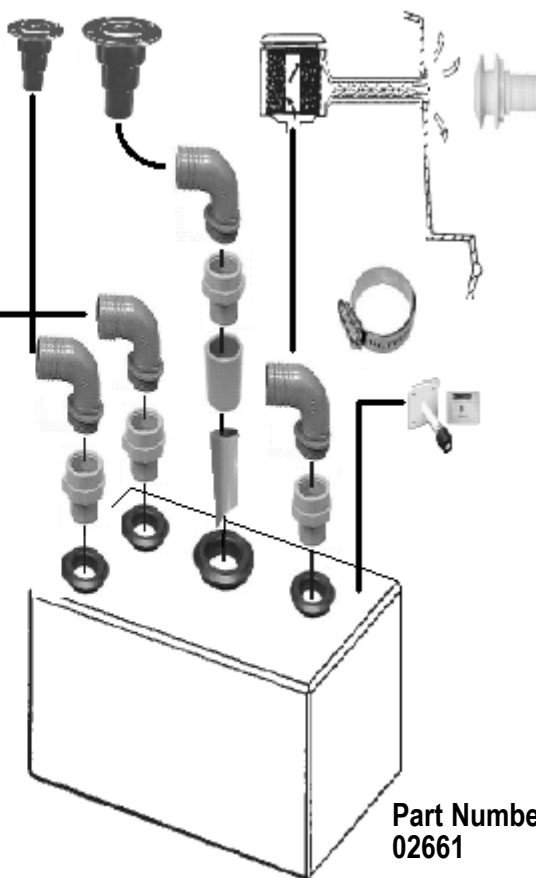


# DATA SHEET No.067-2

## SN35 Narrowboat Installation Package



- **SN35 TOILET**  
Dual flush operation(1.2-2.2Litre)  
Domestic style look, Very quiet.
- **HOLDING TANK 1500L\*610W\*410H (75.9 Gallons)**  
with fittings. Manufactured in polypropylene this is smooth and has excellent weight to strength ratio 8-10mm thick.
- **BRASS PUMP-OUT DECK FITTING**  
Conforms to international standards ,connects to probe & screw fittings. Cap release key and identification plate included.  
Hole Dia 65mm                      Flange Dia 99mm
- **BRASS RINSE-OUT DECK FITTING**  
Cap release key and identification plate included.  
Hole Dia 45mm                      Flange Dia 75mm
- **TANKWATCH 1**  
Highly reliable micro float switch activates a red warning light when tank is full. No electrical components to come in contact with waste, no messy probes to clean. Easy to install on any rigid tank. Operates on 12/24 Volt DC. Includes micro float switch, panel and gasket.
- **MICROVENT**  
Conforms to ISO requirement for holding tank breathers. Activated carbon is a processed carbon with highly developed ab-sorptive powers, ideal for removing a wide range of unpleasant odours and gaseous contaminates from air streams e.g holding tanks



- **1 1/2" SKIN FITTING**
- 1 1/2" LEE-FLEX HOSE X 5 METERS**
- 1 1/2" STAINLESS HOSE CLIPS X 12**
- 3/4" HOSE CLIPS X 2**

Part Number  
02661

Lee Sanitation Ltd. Tel: Int. +44 (0)1295 770000 E-Mail: sales@leesan.com  
Wharf Road, Fenny Compton Fax: Int. +44 (0)1295 770022 Web Site: www.leesan.com



24/10/03

**DATA SHEET No. 069-1**  
**SANIFLO SN 35**

# SANIFLO



Part Nos.  
 02498 12V  
 02499 24V

## PUMPED ELECTRIC, CENTRIFUGAL TOILET

Quiet and effective.

Discharge is through conventional 1" - 1½" hose. Exceptionally easy to install with fresh water for flushing supplied by connection into the boat's water pressure system.

Will discharge to a higher head than most other toilets.

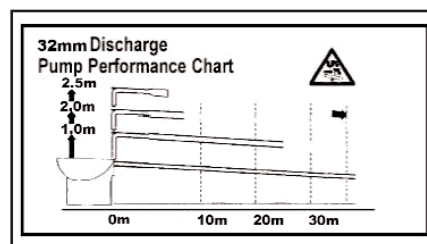
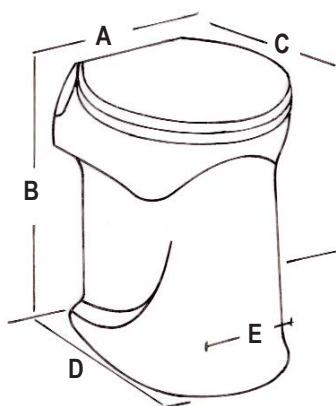
- Dual Flush Operation  
 1.2 Litre (Econo-flush) 2.2 Litres (Normal flush)
- Minimal Routine Maintenance
- Easy to Clean
- Very Quiet
- 2 Year Guarantee

### TECHNICAL SPECIFICATIONS:

Water Consumption	1.2 to 2.2L	
Water Pressure	20 - 45 PSI	
Water Connection	¾" BSP	
Waste Outlet	1" or 1½"	(25 or 38mm)
Electric Consumption:	12 Volt	44 Amps
	24 Volt	27 Amps
Start-up-surge:	12 Volt	277 Amps
	24 Volt	170 Amps
	12 Volt Motor	520 Watts
	24 Volt Motor	650 Watts

### Dimensions:

A	365mm (14½")
B	465mm (18¼")
C	390mm (15½")
D	375mm (14¾")
E	300mm (11¾")



Weight: 20Kg

**Lee Sanitation Ltd.**  
 Wharf Road, Fenny Compton  
 Warwickshire CV47 2FE England

Tel: Int.+44 (0)1295 770000  
 Fax: Int.+44 (0)1295 770022

E-Mail: [sales@leesan.com](mailto:sales@leesan.com)  
 Web Site: [www.leesan.com](http://www.leesan.com)



23/08/05

**DATA SHEET No. 068-1**  
**SANIFLO SN 31**

# SANIFLO



Part Nos.  
 02496 12V  
 02497 24V

## PUMPED ELECTRIC, CENTRIFUGAL TOILET

Quiet and effective.

Discharge is through conventional 1" - 1½" hose. Exceptionally easy to install with fresh water for flushing supplied by connection into the boat's water pressure system.

Will discharge to a higher head than most other toilets.

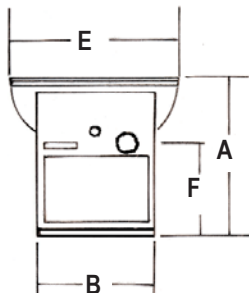
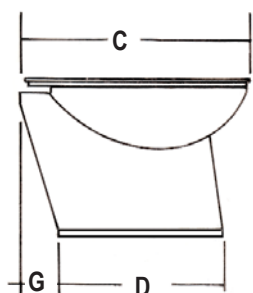
- Dual Flush Operation  
 1.2 Litre (Econo-flush) 2.2 Litres (Normal flush)
- Minimal Routine Maintenance
- Easy to Clean
- Very Quiet
- 2 Year Guarantee

No other macerator pump achieves the SN31 performance while operating in virtual silence. The result is a "proper" on-board facility at a very reasonable cost.

### TECHNICAL SPECIFICATIONS:

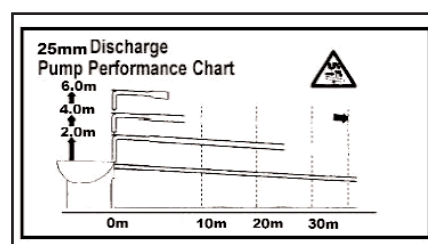
Water Consumption	1.2 to 2.2L
Water Pressure	20 - 45 PSI
Water Connection	¾" BSP
Waste Outlet	1" or 1½" (25 to 38mm)
Electric Consumption:	12 Volt 21 Amps
	24 Volt 11 Amps
Start-up-surge:	12 Volt 133 Amps
	24 Volt 69 Amps
	12 Volt Motor 260 Watts
	24 Volt Motor 260 Watts

### Dimensions:



A	350mm (13¾")
B	250mm (10")
C	420mm (16½")
D	240mm (9½")

E	370mm (14½")
F	190mm (7½")
G	60mm (2½")



WEIGHT: 18 Kg

**Lee Sanitation Ltd.**  
 Wharf Road, Fenny Compton  
 Warwickshire CV47 2FE England

Tel: Int.+44 (0)1295 770000  
 Fax: Int.+44 (0)1295 770022

E-Mail: [sales@leesan.com](mailto:sales@leesan.com)  
 Web Site: [www.leesan.com](http://www.leesan.com)



23/08/05

**DATA SHEET No. 072-1**  
**Sanicompact C48**



**Bulkhead  
Control Panel**

**Part No 12V 02335**  
**24V 02336**

# SANIFLO

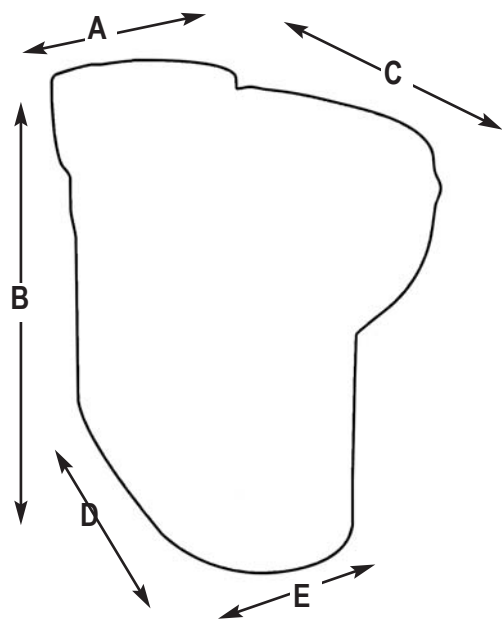
SANIFLO is a name synonymous with the domestic market. Over the years they have designed and developed a range of small bore sanitation equipment including this ever popular C48 unit. In fact all main components including electric motors are manufactured under the companies own roof. The SANIFLO units really do operate in virtual silence. An excellent choice when wanting your home from home comforts at a very reasonable cost.

The SANIFLO units offer dual flush operation complete with the all NEW bulkhead mounted control panel, as illustrated.

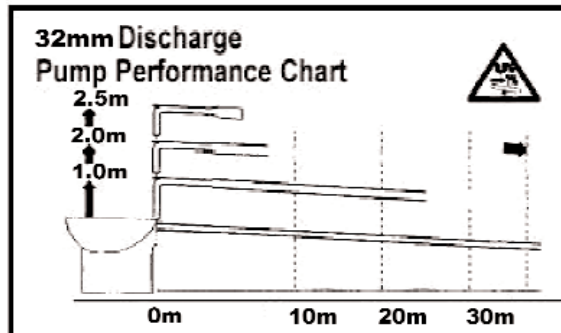
- 1.2 litres (eco flush).
- 2.2 litres (normal flush).
- Minimal routine maintenance.
- Easy to clean.
- Operates in virtual silence.
- 2 year guarantee.

**Voltage: C48**

**12 Volts 200 Watts 30Amps**  
**24 Volts 450 Watts 25 Amps**



**A 370mm      B 465mm**  
**C 545mm      D 440mm      E 260mm**



**WARNING: DO NOT OPERATE THIS UNIT WITH AN INVERTER UNLESS THE INVERTER SUPPLIER UNDERWRITES THE ELECTRICAL COMPONENTS WARRANTY.**

**Lee Sanitation Ltd.**  
**Wharf Road, Fenny Compton**  
**Warwickshire CV47 2FE England**

**Tel: Int.+44 (0)1295 770000**  
**Fax: Int.+44 (0)1295 770022**

**E-Mail: [sales@leesan.com](mailto:sales@leesan.com)**  
**Web Site: [www.leesan.com](http://www.leesan.com)**



23/08/05

**DATA SHEET No. 071-1**  
**Sanistar**

# SANIFLO



Optional  
Bulkhead  
Control Panel

Part No 12V 02612  
 24V 02613

SANIFLO is a name synonymous with the domestic market. Over the years they have designed and developed a range of small bore sanitation equipment including this very stylish bulkhead mounted contemporary looking toilet. This SANIFLO unit has the same integral workings as the C48, SN35 and the SN31. The SANIFLO units really do operate in virtual silence. An excellent choice when wanting your "home from home" comforts at a very reasonable cost.

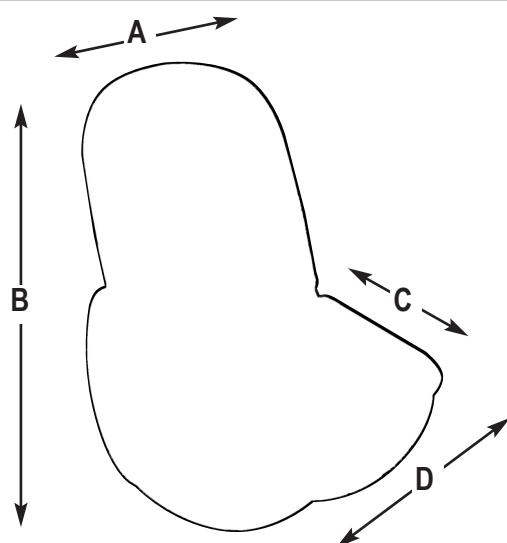
- Wall Bracket Included (Steel Frame)
- Capable of taking sink waste

The SANIFLO units offer dual flush operation and an optional bulkhead mounted control panel, PLEASE ASK FOR DETAILS.

1.2 litres (eco flush).  
 1.8 litres (normal flush).  
 Minimal routine maintenance.  
 Easy to clean.  
 Operates in virtual silence.  
 2 year warranty.

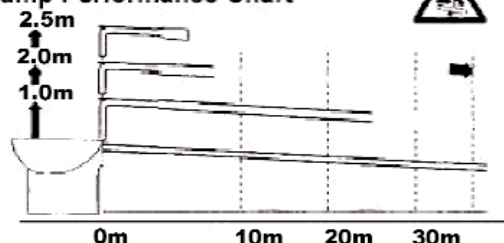
Voltage: SANISTAR

12 Volts 260 Watts 20Amps  
 24 Volts 260 Watts 10 Amps



A 360mm      B 750mm  
 C 520mm      D 350mm

**32mm Discharge  
 Pump Performance Chart**



**WARNING: DO NOT OPERATE THIS UNIT WITH AN INVERTER UNLESS THE INVERTER SUPPLIER UNDERWRITES THE ELECTRICAL COMPONENTS WARRANTY.**

**Lee Sanitation Ltd.**  
 Wharf Road, Fenny Compton  
 Warwickshire CV47 2FE England

Tel: Int.+44 (0)1295 770000  
 Fax: Int.+44 (0)1295 770022

E-Mail: [sales@leesan.com](mailto:sales@leesan.com)  
 Web Site: [www.leesan.com](http://www.leesan.com)



23/08/05

**DATA SHEET No. 056-1**

## **ATLANTES**



**RARITAN**  
Engineering Company, Inc.



Part No.  
01629 12V  
Fresh Water Flush

### **ATLANTES**

The Atlantes combines streamlined appearance with precision design. Since it was introduced to the boating community, it has gained the praise of the industry for its power, simplicity and appearance.

The Atlantes is a noticeable addition to any yacht.

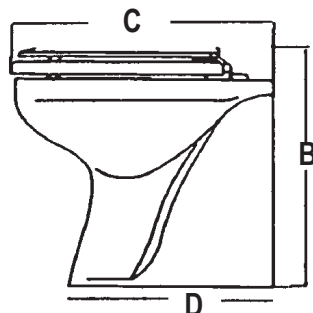
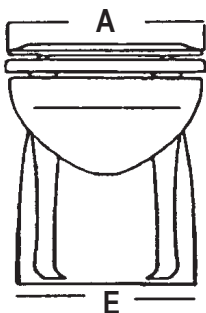
The Atlantes is designed so that all of the working parts fit inside the elegant, one piece, porcelain bowl. The flushing lever-handle operates a powerful centrifugal macerating pump.

The Atlantes electronic flush control allows the user to determine how long the unit should flush. There is even the capability for "dry flushing" and tailoring the flush.

In addition to so many excellent features, the Atlantes has a surprisingly simple and flexible installation: Above or below the waterline mounting, for use with fresh or salt water, and connection to 12, 24, 32V DC or 115/230 V AC.

The factory set flush time can be varied to use from 3 to 6 litres of water. To conserve additional water or make maximum use of holding tank capacity the Atlantes flush can be stopped. The ability to stop the flush can be useful when an object accidentally falls into the bowl.

The Atlantes is activated by pushing back on the chrome lever. The flush is stopped by pulling the lever forward and releasing it. Pulling the lever completely forward and holding it will evacuate the bowl without using additional flush water. The Atlantes can also be controlled by a wall switch.



A	14 1/2" - 368 mm
B	17 1/4" - 438 mm
C	19 1/2" - 495 mm
D	15" - 381 mm
E	13" - 330 mm

**Lee Sanitation Ltd.**  
Wharf Road, Fenny Compton  
Warwickshire CV47 2FE England

Tel: Int.+44 (0)1295 770000  
Fax: Int.+44 (0)1295 770022

E-Mail: [sales@leesan.com](mailto:sales@leesan.com)  
Web Site: [www.leesan.com](http://www.leesan.com)



23/08/05



**DATA SHEET No. 012-1**  
**PAR DESIGNER STYLE**

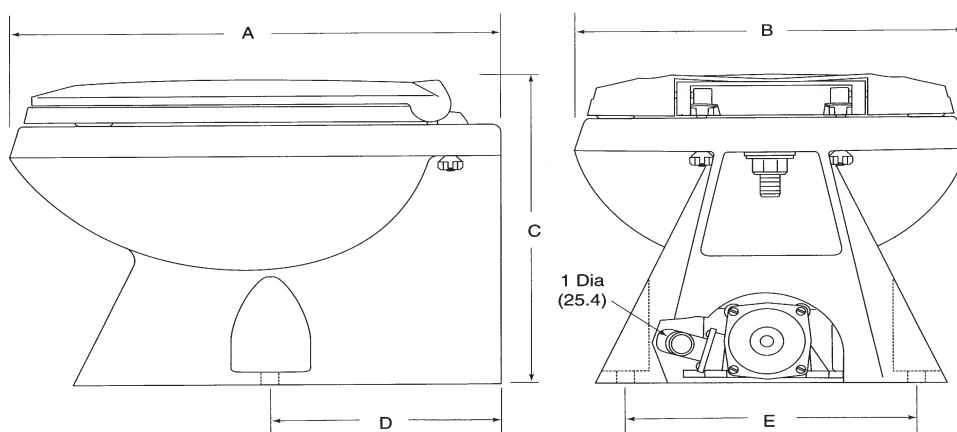


- Very quiet flush cycle - like a household toilet
- Single button flush actuator, with dual function water level control switch
- All connections are enclosed internally out of sight
- Supplied with a solenoid valve and siphon breaker to control bowl rinse water from any pressurized water system that provides 3½ gpm minimum
- Solenoid valve and siphon breaker assembly allows toilet to be plumbed by potable water
- White vitreous china bowl available in compact 14" height or standard 17" height
- Sturdy designer moulded plastic seat & cover
- High capacity waste macerator and bowl discharge pump

**Part No.s**

01731 Electric DS 12V fresh water flush 14"    01838 Electric DS 12V fresh water flush 17"  
01732 Electric DS 24V fresh water flush 14"    01839 Electric DS 24V fresh water flush 17"

**DIMENSIONAL DRAWING**  
Inches (Millimetres)



<b>A</b>	<b>19<sup>1</sup>/<sub>8</sub>" / 486mm</b>	<b>C</b>	<b>17<sup>1</sup>/<sub>4</sub>" / 438mm</b>
<b>B</b>	<b>15<sup>1</sup>/<sub>2</sub>" / 394mm</b>		<b>(tall bowl)</b>
<b>C</b>	<b>14<sup>1</sup>/<sub>4</sub>" / 362mm</b>	<b>D</b>	<b>8<sup>7</sup>/<sub>8</sub>" / 225mm</b>
	<b>(short bowl)</b>	<b>E</b>	<b>11<sup>13</sup>/<sub>16</sub>" / 300mm</b>

**Lee Sanitation Ltd.**  
Wharf Road, Fenny Compton  
Warwickshire CV47 2FE England

Tel: Int.+44 (0)1295 770000  
Fax: Int.+44 (0)1295 770022

E-Mail: [sales@leesan.com](mailto:sales@leesan.com)  
Web Site: [www.leesan.com](http://www.leesan.com)



23/08/05